



## Brickell House Casa

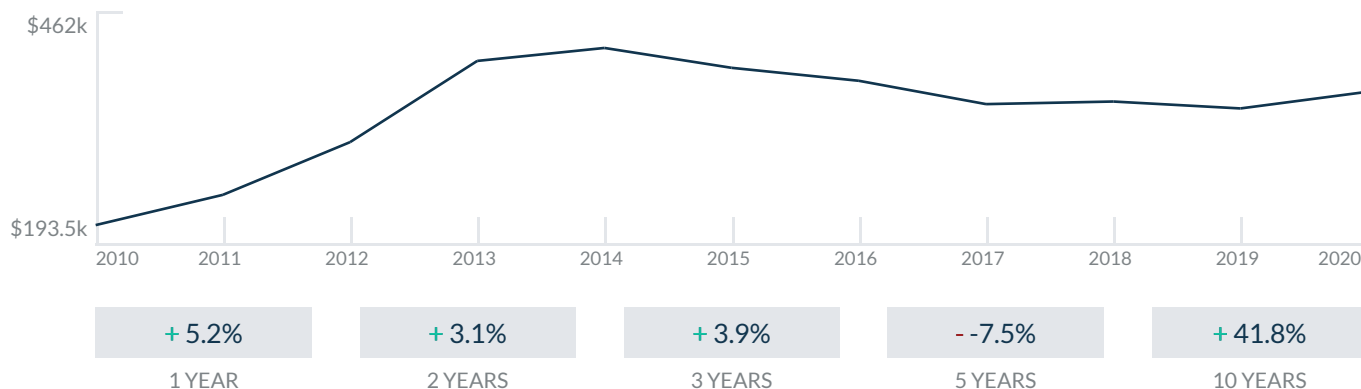
1300 Brickell Bay Dr  
Miami, FL 33131

Every month we compile this comprehensive market report focus on Brickell House Casa in this convenient and easy to read format. Our datas comes from more than six different sources including MLS Associations, County Offices and Financial Institutions. Get this report for free every month on our website [brickellhousecasa.com](http://brickellhousecasa.com).

### Property Stats

POSTAL CODE 33131

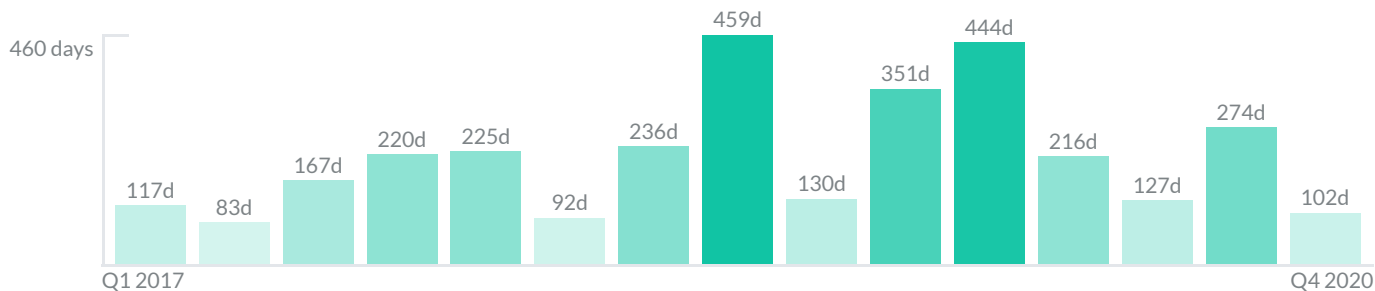
The property stats graph represents the median price evolution since ten years in your postal code area.



### Similar Properties

DAYS ON THE MARKET

Everyday 3 months we monitor how many days it takes for similar properties to be sold. This is also a good indicator to know when to buy or sale!



# Mortgage Rates

PER YEAR

Understanding mortgage economics is important when you want to buy with a loan. Below is the historical yearly average mortgage rates in the Unites States retrieved from Freddie Mac©

30 YEARS FIXED 4.4%



15 YEARS FIXED 3.9%



5/1-YEAR ADJUSTABLE 3.9%



# Schools

CLOSEST

Having good schools nearby is important if you have kids or plan to rent or sell your home. Ratings are retrieved from the leading independent and nonprofit GreatSchools©

ELEMENTARY SCHOOL	MIDDLE SCHOOL	HIGH SCHOOL
Alpha Charter Of Aspire For	Genio Maria De Hostos Youth Leadership Charter School	World School Of The Arts
1/10	1/10	10/10

# Insights

IN BRICKELL HOUSE CASA

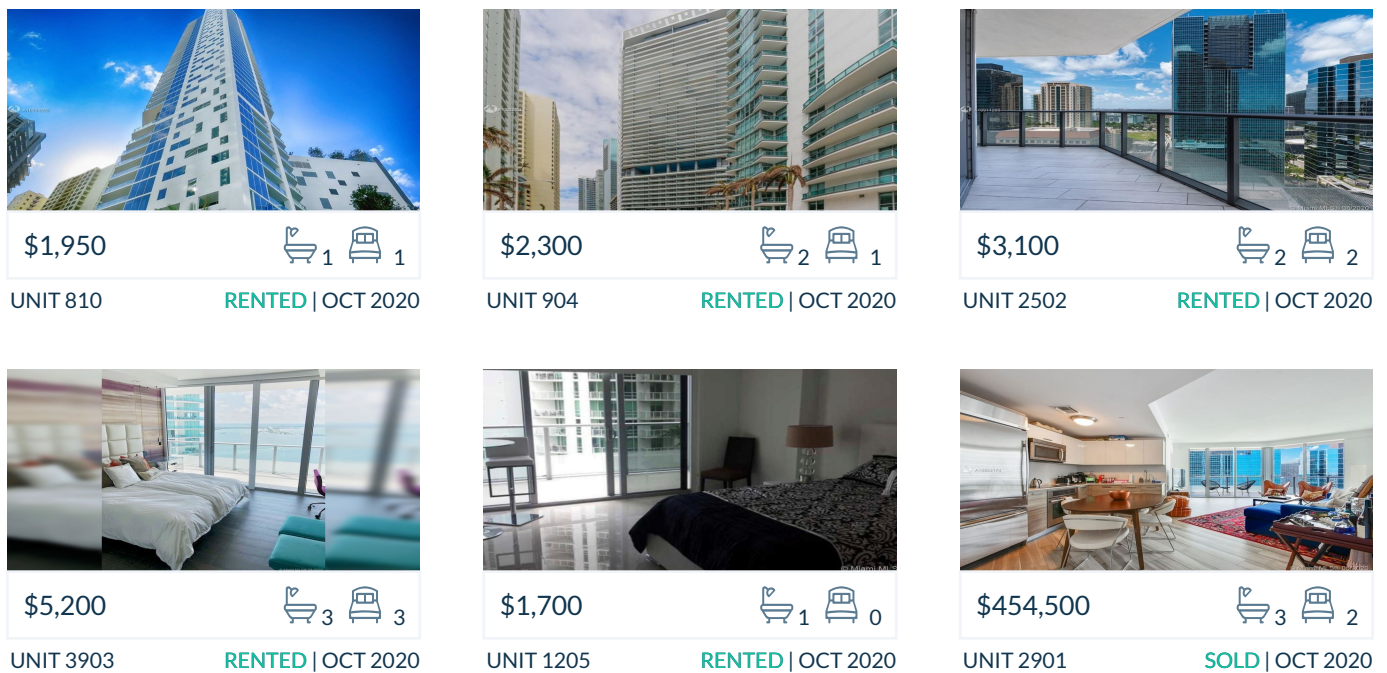
Below the average listing prices of available unit per property type.



# Activity

SOLD OR RENTED

Below the latest transactions reported by the local MLS Association for Brickell House Casa



## Sold

LAST 20 PROPERTIES SOLD IN BRICKELL HOUSE CASA

Unit	Price	Beds/Baths	\$/Sqft	Sqft	Buying Date	Days on Market
2901	\$454,500	2/3	\$469.0	969	Oct 2020	102
1209	\$320,000	1/1	\$411.8	777	Sep 2020	106
3107	\$485,000	2/3	\$500.5	969	Sep 2020	172
2412	\$245,000	0/1	\$676.8	362	Aug 2020	56
3704	\$1,150,000	3/4	\$486.3	2,365	Jul 2020	760
2209	\$520,000	2/2	\$521.6	997	Mar 2020	109
2407	\$345,000	1/2	\$495.7	696	Feb 2020	40
3104	\$575,000	2/2	\$537.4	1,070	Feb 2020	7
3403	\$619,000	2/2	\$575.3	1,076	Jan 2020	353
2707	\$315,000	1/2	\$452.6	696	Dec 2019	27
2403	\$512,885	2/2	\$450.3	1,139	Nov 2019	253
3408	\$540,000	2/3	\$469.2	1,151	Nov 2019	204
702	\$319,000	1/1	\$445.5	716	Nov 2019	535
1204	\$325,000	1/1	\$467.0	696	Nov 2019	123
2801	\$310,000	1/2	\$474.7	653	Nov 2019	246
2608	\$335,000	1/2	\$477.9	701	Oct 2019	123
2601	\$315,000	1/2	\$482.4	653	Sep 2019	110
1602	\$420,000	2/2	\$415.0	1,012	Sep 2019	192
2802	\$3,000	2/2	\$3.0	1,012	Aug 2019	108
4304	\$1,180,000	3/4	\$498.9	2,365	Aug 2019	441

## Rented

LAST 20 PROPERTIES RENTED IN BRICKELL HOUSE CASA

Unit	Price	Beds/Baths	\$/Sqft	Sqft	Rented Date	Days on Market
810	\$1,950	1/1	\$3.0	644	Oct 2020	85
904	\$2,300	1/2	\$3.3	696	Oct 2020	47
2502	\$3,100	2/2	\$3.1	1,012	Oct 2020	49
3903	\$5,200	3/3	\$3.2	1,622	Oct 2020	45
1205	\$1,700	0/1	\$4.5	375	Oct 2020	55
2808	\$2,400	1/1	\$3.4	701	Oct 2020	16
2900	\$2,600	1/1	\$3.1	848	Oct 2020	69
805	\$1,750	0/1	\$4.7	375	Sep 2020	46
1607	\$2,600	1/1	\$3.7	696	Sep 2020	98
2511	\$2,525	1/2	\$3.9	653	Sep 2020	81
2800	\$1,650	0/1	\$3.9	420	Sep 2020	41
4000	\$2,600	1/2	\$3.1	851	Sep 2020	31
2509	\$3,200	2/2	\$3.2	997	Aug 2020	13
4102	\$5,850	3/3	\$3.6	1,622	Aug 2020	159
3205	\$4,000	2/2	\$3.7	1,076	Aug 2020	51
2503	\$3,500	2/2	\$3.5	997	Jul 2020	30
605	\$1,750	0/1	\$4.7	375	Jul 2020	169
2812	\$1,750	0/1	\$4.8	362	Jul 2020	124
3705	\$3,600	2/3	\$3.1	1,153	Jul 2020	20
1603	\$2,950	2/2	\$3.0	997	Jul 2020	86

## Currently Listed

---

ACTIVE LISTINGS 1/5

Unit	Price	Beds/Baths	\$/Sqft	Sqft	Listing Date	Owner
PH44...	\$6,500,000	6/8	\$857.0	7585	Sep 2020	JESUS A QUIN...
CU6	\$5,358,000	0/0	N/A	N/A	Sep 2020	JUAN J REND...
CU8-...	\$9,400,000	0/0	\$5,598.6	1679	Sep 2020	TULUM INVES...
601	\$300,000	1/2	\$386.1	777	Sep 2020	ANTONIO F S...
605	\$1,800/mth	0/1	\$4.8	375	Oct 2020	MIGUEL MEN...
701	\$2,075/mth	1/1	\$2.7	777	Oct 2020	N/A
709	\$2,450/mth	1/1	\$3.2	777	Sep 2020	THEODORE F...
901	\$307,900	1/2	\$396.3	777	Oct 2020	
904	\$335,000	1/2	\$481.3	696	Sep 2020	N/A
910	\$307,900	1/2	\$478.1	644	Sep 2020	
1001	\$335,000	1/2	\$431.1	777	Sep 2020	DIEGO LUIS R...
1002	\$2,050/mth	1/2	\$2.9	716	Sep 2020	ANA ARRAZO...
1105	\$259,000	0/1	\$616.7	420	Sep 2020	HUGO MITTO...
1206	\$349,000	1/1	N/A	N/A	Sep 2020	N/A
1208	\$335,000	1/1	\$467.9	716	Sep 2020	N/A
1208	\$325,000	1/1	\$453.9	716	Oct 2020	N/A
1209	\$329,000	1/2	\$423.4	777	Oct 2020	N/A
1613	\$1,675/mth	0/1	\$3.4	486	Sep 2020	MICHELE CO...
1613	\$225,000	0/1	\$633.8	355	Sep 2020	N/A
1702	\$545,900	2/2	\$539.4	1012	Sep 2020	N/A

## Currently Listed

---

ACTIVE LISTINGS 2/5

Unit	Price	Beds/Baths	\$/Sqft	Sqft	Listing Date	Owner
1702	\$515,000	2/2	\$508.9	1012	Sep 2020	N/A
1704	\$2,300/mth	1/2	\$3.3	701	Oct 2020	
1708	\$349,900	1/1	\$499.1	701	Sep 2020	N/A
1708	\$339,900	1/2	\$484.9	701	Sep 2020	N/A
1711	\$345,000	1/11	\$528.3	653	Sep 2020	N/A
1712	\$1,575/mth	0/1	\$4.4	362	Oct 2020	N/A
1803	\$3,200/mth	2/2	\$3.2	997	Oct 2020	PASTOR TOM...
1807	\$380,000	1/2	\$546.0	696	Sep 2020	N/A
1810	\$3,350/mth	2/2	\$3.3	1012	Oct 2020	N/A
1811	\$335,000	1/2	\$513.0	653	Oct 2020	MIAZA S A
1900	\$249,000	0/1	\$592.9	420	Sep 2020	N/A
1905	\$349,000	1/2	\$501.4	696	Sep 2020	MARCELO OS...
1909	\$3,800/mth	2/2	\$3.3	1136	Oct 2020	FABIO PERISS...
2002	\$499,000	2/2	\$493.1	1012	Sep 2020	CECILIA AND...
2003	\$3,800/mth	2/2	\$3.8	997	Oct 2020	N/A
2112	\$230,000	0/1	\$635.4	362	Sep 2020	N/A
2300	\$1,799	0/1	\$4.3	420	Oct 2020	N/A
2302	\$519,000	2/2	\$512.8	1012	Sep 2020	N/A
2304	\$360,000	1/2	\$513.6	701	Sep 2020	N/A
2307	\$4,000/mth	1/1	\$5.7	696	Sep 2020	N/A

## Currently Listed

---

ACTIVE LISTINGS 3/5

Unit	Price	Beds/Baths	\$/Sqft	Sqft	Listing Date	Owner
2400	\$330,000	0/1	\$785.7	420	Sep 2020	N/A
2401	\$330,000	1/2	\$505.4	653	Sep 2020	N/A
2401	\$2,200/mth	1/2	\$3.4	653	Oct 2020	N/A
2402	\$475,000	2/2	\$469.4	1012	Oct 2020	DANIEL BRAC...
2406	\$265,000	0/1	N/A	N/A	Sep 2020	FREDDY FAJA...
2406	\$1,800/mth	0/1	\$4.8	375	Oct 2020	FREDDY FAJA...
2410	\$3,000/mth	2/2	\$3.0	1012	Oct 2020	
2502	\$530,000	2/2	\$523.7	1012	Sep 2020	ERNESTO E B...
2503	\$618,000	2/2	\$619.9	997	Sep 2020	
2509	\$559,000	2/2	\$560.7	997	Sep 2020	N/A
2511	\$359,900	1/2	\$551.1	653	Sep 2020	RICARDO DE...
2600	\$269,000	0/1	\$640.5	420	Sep 2020	MARCELO OS...
2604	\$389,900	1/1	N/A	N/A	Sep 2020	JESUS A GARC...
2702	\$550,000	2/2	\$543.5	1012	Oct 2020	N/A
2705	\$2,575/mth	1/1	\$3.7	696	Oct 2020	ELLIOT M WEI...
2707	\$2,500/mth	1/1	\$3.6	696	Sep 2020	N/A
2710	\$535,000	2/2	\$528.7	1012	Sep 2020	YOHNY RAMI...
2710	\$495,000	2/2	\$489.1	1012	Oct 2020	YOHNY RAMI...
2802	\$3,000	2/2	\$3.0	1012	Oct 2020	N/A
2802	\$480,000	2/2	\$474.3	1012	Oct 2020	N/A



## Currently Listed

---

ACTIVE LISTINGS 4/5

Unit	Price	Beds/Baths	\$/Sqft	Sqft	Listing Date	Owner
2803	\$650,000	2/2	\$570.7	1139	Sep 2020	N/A
2803	\$3,600/mth	2/2	\$3.2	1139	Sep 2020	N/A
2807	\$389,000	1/1	\$558.9	696	Sep 2020	MARTIN BACL...
2812	\$235,000	0/1	\$649.2	362	Sep 2020	NAVAJO VEN...
2901	\$3,100/mth	2/3	\$3.2	969	Sep 2020	EDUARDO GU...
2902	\$790,000	3/3	\$604.0	1308	Sep 2020	MARIO L BEN...
2904	\$4,250/mth	2/2	\$4.0	1070	Oct 2020	N/A
2906	\$739,000	3/3	\$565.0	1308	Sep 2020	N/A
3001	\$3,500/mth	2/3	\$3.6	969	Sep 2020	N/A
3004	\$3,700/mth	2/2	\$3.5	1070	Oct 2020	N/A
3005	\$620,000	2/2	\$576.2	1076	Sep 2020	N/A
3105	\$625,000	2/2	\$580.9	1076	Sep 2020	N/A
3107	\$3,200/mth	2/3	\$3.3	969	Oct 2020	N/A
3207	\$550,000	2/3	\$567.6	969	Sep 2020	Anderson Castro
3308	\$570,000	2/2	\$495.2	1151	Sep 2020	N/A
3400	\$450,000	1/2	\$466.3	965	Sep 2020	N/A
3402	\$4,400/mth	3/3	\$3.4	1308	Oct 2020	LLC JQ REAL E...
3503	\$580,000	2/2	\$539.0	1076	Sep 2020	N/A
3503	\$3,500/mth	2/2	\$3.3	1076	Sep 2020	N/A
3508	\$3,650/mth	2/3	\$3.2	1151	Oct 2020	N/A

## Currently Listed

---

ACTIVE LISTINGS 5/5

Unit	Price	Beds/Baths	\$/Sqft	Sqft	Listing Date	Owner
3600	\$450,000	1/2	\$530.7	848	Sep 2020	CENTINELA L...
3600	\$2,650/mth	1/2	\$3.1	848	Sep 2020	CENTINELA L...
3701	\$1,650,000	3/4	\$697.7	2365	Oct 2020	
3705	\$590,000	2/3	\$511.7	1153	Sep 2020	LUIS LONS
3801	\$1,890,000	3/4	\$799.2	2365	Sep 2020	N/A
3803	\$1,030,000	2/3	\$635.0	1622	Sep 2020	NORTHSABBI...
4001	\$1,960,000	3/4	\$828.8	2365	Sep 2020	
4001	\$1,899,000	3/4	\$803.0	2365	Oct 2020	
4101	\$2,080,000	3/4	\$879.5	2365	Sep 2020	N/A
4105	\$4,000/mth	2/3	\$3.5	1153	Sep 2020	N/A
4200	\$379,900	1/2	\$446.4	851	Oct 2020	MARIO L BEN...
4204	\$8,000/mth	3/4	\$3.4	2365	Oct 2020	
4302	\$2,589,000	4/5	\$791.0	3273	Sep 2020	MONICA EZID...
4401	\$5,495,000	6/8	\$842.7	6521	Oct 2020	JESUS A QUIN...
4401	\$5,495,000	6/8	\$842.7	6521	Oct 2020	JESUS A QUIN...