



Brickell House Casa

1300 Brickell Bay Dr
Miami, FL 33131

Every month we compile this comprehensive market report focus on Brickell House Casa in this convenient and easy to read format. Our datas comes from more than six different sources including MLS Associations, County Offices and Financial Institutions. Get this report for free every month on our website brickellhousecasa.com.

Property Stats

POSTAL CODE 33131

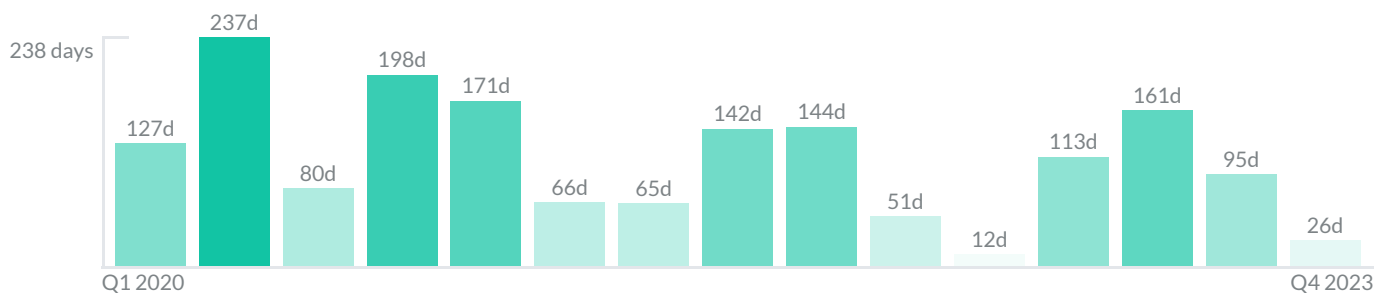
The property stats graph represents the median price evolution since ten years in your postal code area.



Similar Properties

DAYS ON THE MARKET

Everyday 3 months we monitor how many days it takes for similar properties to be sold. This is also a good indicator to know when to buy or sale!



Mortgage Rates

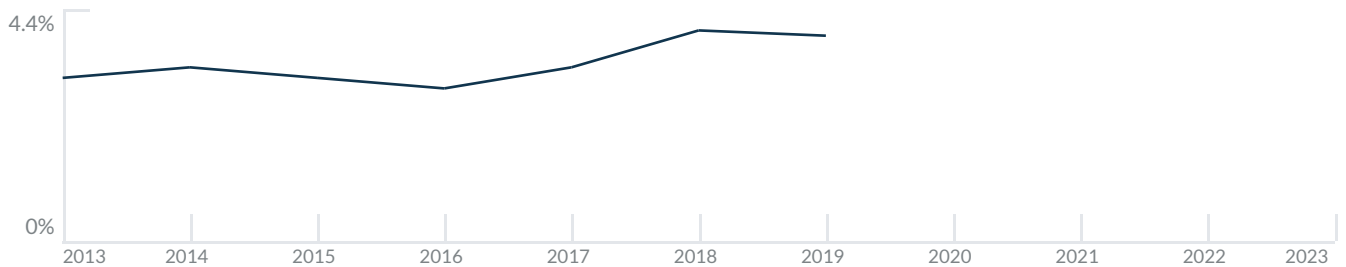
PER YEAR

Understanding mortgage economics is important when you want to buy with a loan. Below is the historical yearly average mortgage rates in the Unites States retrieved from Freddie Mac©

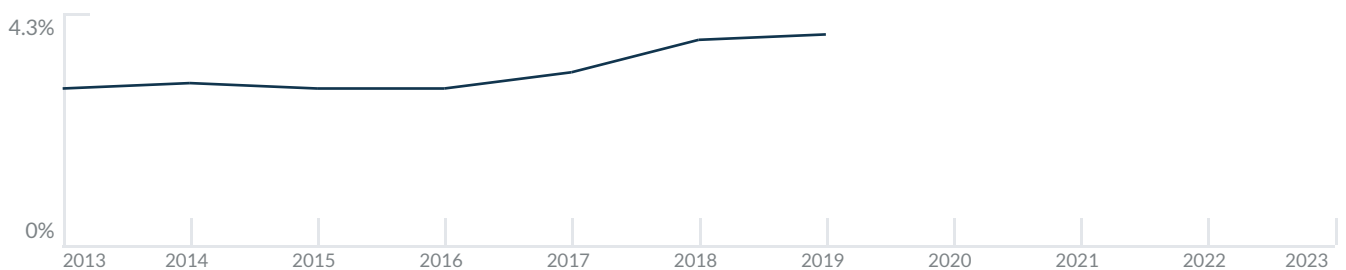
30 YEARS FIXED 4.4%



15 YEARS FIXED 3.9%



5/1-YEAR ADJUSTABLE 3.9%



Schools

CLOSEST

Having good schools nearby is important if you have kids or plan to rent or sell your home. Ratings are retrieved from the leading independent and nonprofit GreatSchools©

ELEMENTARY SCHOOL	MIDDLE SCHOOL	HIGH SCHOOL
Alpha Charter Of Aspire For	Genio Maria De Hostos Youth Leadership Charter School	World School Of The Arts
1/10	1/10	10/10

Insights

IN BRICKELL HOUSE CASA

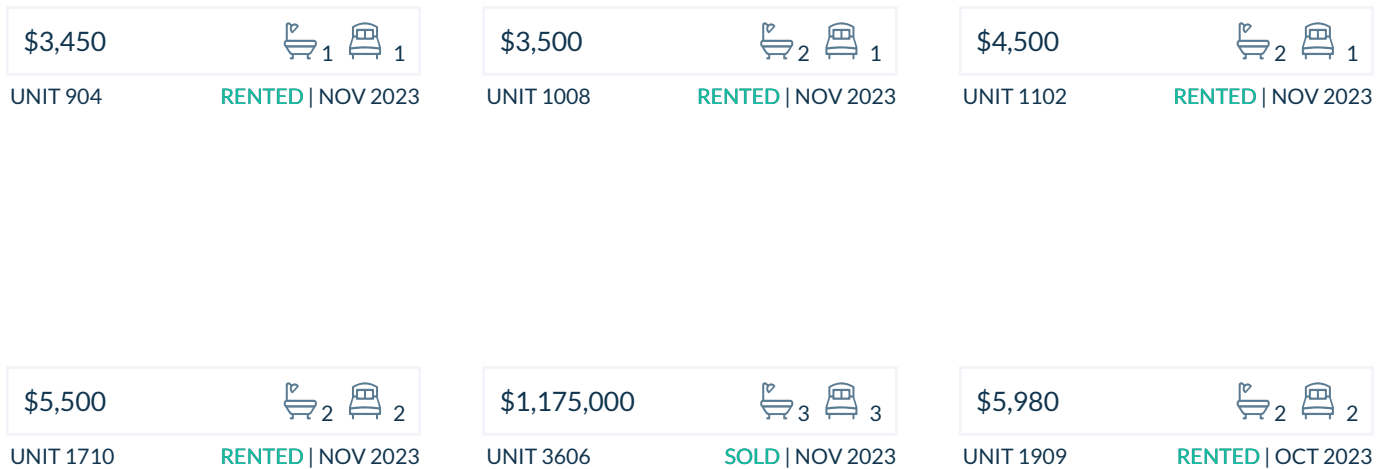
Below the average listing prices of available unit per property type.



Activity

SOLD OR RENTED

Below the latest transactions reported by the local MLS Association for Brickell House Casa



Sold

LAST 20 PROPERTIES SOLD IN BRICKELL HOUSE CASA

Unit	Price	Beds/Baths	\$/Sqft	Sqft	Buying Date	Days on Market
3606	\$1,175,000	3/3	\$898.3	1,308	Oct 2023	26
2104	\$655,000	1/1	\$934.4	701	Sep 2023	141
3505	\$1,099,000	2/2	\$1,021.4	1,076	Sep 2023	26
2800	\$425,000	0/1	\$1,011.9	420	Sep 2023	23
3901	\$2,350,000	3/4	\$993.7	2,365	Aug 2023	23
2002	\$850,000	2/2	\$839.9	1,012	Jul 2023	47
2608	\$655,000	1/1	\$934.4	701	Jul 2023	312
3002	\$1,119,000	3/3	\$855.5	1,308	Jun 2023	84
4203	\$1,350,000	2/3	\$832.3	1,622	May 2023	295
906	\$595,000	1/1	\$854.9	696	Apr 2023	103
3604	\$997,000	2/2	\$931.8	1,070	Mar 2023	152
2305	\$598,000	1/1	\$859.2	696	Jan 2023	74
1808	\$560,000	1/1	\$798.9	701	Dec 2022	8
2105	\$560,000	1/1	\$804.6	696	Nov 2022	6
3307	\$790,000	2/2	\$815.3	969	Nov 2022	21
2104	\$529,900	1/1	\$755.9	701	Oct 2022	14
1001	\$519,900	1/1	\$669.1	777	Sep 2022	71
706	\$560,000	1/1	\$804.6	696	Sep 2022	21
1102	\$585,000	1/1	\$817.0	716	Sep 2022	100
2100	\$379,000	0/1	\$902.4	420	Sep 2022	11

Rented

LAST 20 PROPERTIES RENTED IN BRICKELL HOUSE CASA

Unit	Price	Beds/Baths	\$/Sqft	Sqft	Rented Date	Days on Market
904	\$3,450	1/1	\$4.6	752	Nov 2023	61
1008	\$3,500	1/2	\$4.9	716	Nov 2023	27
1102	\$4,500	1/2	\$6.3	716	Nov 2023	30
1710	\$5,500	2/2	\$5.4	1,012	Nov 2023	54
1909	\$5,980	2/2	\$5.3	1,136	Oct 2023	50
2701	\$4,000	1/2	\$6.1	653	Oct 2023	152
2611	\$3,500	1/2	\$5.4	653	Oct 2023	151
1101	\$3,200	1/2	\$4.1	777	Oct 2023	34
1100	\$3,200	1/1	\$5.0	644	Sep 2023	92
1602	\$4,600	2/2	\$4.5	1,012	Sep 2023	98
2102	\$4,550	2/2	\$4.5	1,012	Sep 2023	54
1609	\$4,700	2/2	\$4.7	997	Sep 2023	49
3303	\$5,700	2/2	\$5.3	1,076	Sep 2023	35
909	\$3,500	1/1	\$4.3	810	Sep 2023	16
3402	\$7,000	3/3	\$5.4	1,308	Sep 2023	58
4201	\$13,000	3/4	\$5.5	2,365	Sep 2023	30
3203	\$6,000	2/2	\$5.6	1,076	Sep 2023	4
609	\$3,500	1/2	\$4.5	777	Aug 2023	47
3506	\$6,500	3/3	\$5.0	1,308	Aug 2023	104
1908	\$3,690	1/1	N/A	N/A	Aug 2023	23

Currently Listed

ACTIVE LISTINGS 1/6

Unit	Price	Beds/Baths	\$/Sqft	Sqft	Listing Date	Owner
CU8-...	\$13,700,000	0/0	N/A	N/A	Dec 2022	TULUM INVES...
N/A	\$490,000	0/0	N/A	N/A	Nov 2022	N/A
CU7	\$3,500,000	0/0	N/A	N/A	Dec 2022	N/A
5	\$675,000	0/0	N/A	N/A	Aug 2022	JUAN J REND...
5	\$675,000	0/0	N/A	N/A	May 2023	JUAN J REND...
5	\$675,000	0/0	N/A	N/A	Oct 2023	JUAN J REND...
604	\$584,000	1/1	\$839.1	696	Nov 2023	N/A
606	\$3,500/mth	1/2	\$5.0	696	Jan 2023	
700	\$540,000	1/2	\$838.5	644	Nov 2023	N/A
700	\$3,000/mth	1/2	\$4.7	644	Nov 2023	N/A
701	\$3,350/mth	1/1	\$4.3	777	Mar 2023	N/A
703	\$585,000	1/1	\$834.5	701	Sep 2023	N/A
705	\$3,100/mth	0/1	\$8.3	375	Oct 2023	FLORENCIA S...
804	\$590,000	1/1	\$847.7	696	May 2023	LUIS EUSTAQ...
805	\$3,300/mth	0/1	\$8.8	375	Jul 2023	N/A
807	\$4,950/mth	1/1	\$7.0	710	Apr 2023	N/A
902	\$3,800/mth	1/1	\$5.3	716	Jul 2023	JUAN J CALIG...
905	\$3,500/mth	0/1	\$9.3	375	Jan 2023	JULIO CITARE...
1001	\$4,600/mth	1/2	\$5.9	777	Dec 2022	DIEGO LUIS R...
1007	\$4,800/mth	1/2	\$6.8	701	Nov 2022	N/A

Currently Listed

ACTIVE LISTINGS 2/6

Unit	Price	Beds/Baths	\$/Sqft	Sqft	Listing Date	Owner
1007	\$4,850/mth	1/1	\$6.8	710	Nov 2022	N/A
1104	\$3,500/mth	1/1	\$5.0	696	Feb 2023	MARIA CARIN...
1105	\$475,000	0/1	\$1,266.7	375	Jan 2023	HUGO MITTO...
1105	\$450,000	0/1	\$1,200.0	375	Oct 2023	HUGO MITTO...
1603	\$5,500/mth	2/2	\$5.5	997	Nov 2023	N/A
1607	\$3,990/mth	1/1	\$5.7	696	Aug 2023	N/A
1608	\$4,500/mth	1/2	\$6.4	701	Sep 2023	MIAMI MANA...
1613	\$395,000	0/1	\$1,112.7	355	Apr 2023	N/A
1703	\$7,500/mth	2/2	\$7.5	997	Nov 2022	RAFAEL MEN...
1802	\$760,000	2/2	\$751.0	1012	Nov 2022	MANUEL CAR...
1802	\$5,500/mth	2/2	\$5.4	1012	Aug 2023	MANUEL CAR...
1806	\$2,550/mth	0/1	\$6.8	375	Nov 2022	
1806	\$3,500/mth	0/1	\$9.3	375	Aug 2023	
1810	\$5,000/mth	2/2	\$4.9	1012	Aug 2023	N/A
1900	\$3,500/mth	0/1	\$8.3	420	Nov 2022	N/A
1903	\$795,000	2/2	\$797.4	997	Aug 2022	N/A
1904	\$3,650/mth	1/1	\$5.2	701	May 2023	N/A
1909	\$5,900/mth	2/2	\$5.2	1136	Feb 2023	FABIO PERISS...
1910	\$6,300/mth	2/2	\$6.2	1012	Nov 2022	EDSON DE AR...
1910	\$6,000/mth	2/2	\$5.9	1012	Aug 2023	EDSON DE AR...

Currently Listed

ACTIVE LISTINGS 3/6

Unit	Price	Beds/Baths	\$/Sqft	Sqft	Listing Date	Owner
1910	\$6,000/mth	2/2	\$5.9	1012	Aug 2023	EDSON DE AR...
1910	\$6,000/mth	2/2	\$5.9	1012	Sep 2023	EDSON DE AR...
1912	\$2,950/mth	0/1	\$8.1	362	Nov 2023	TONY CARLO...
1913	\$2,700/mth	0/1	\$7.6	355	Sep 2023	ROUPAR 1913...
2000	\$2,990/mth	0/1	\$7.1	420	May 2023	MURILO CAM...
2005	\$3,000/mth	1/1	\$4.0	745	Jun 2023	N/A
2007	\$3,600/mth	1/2	\$5.2	696	Feb 2023	N/A
2010	\$5,700/mth	2/2	\$5.6	1012	Aug 2023	N/A
2013	\$2,650/mth	0/1	\$7.5	355	Mar 2023	
2200	\$3,100/mth	0/1	\$7.4	420	Nov 2022	N/A
2200	\$2,700/mth	0/1	\$6.4	420	May 2023	N/A
2202	\$829,000	2/2	\$819.2	1012	Nov 2023	SJOERD JANS...
2208	\$4,500/mth	1/1	\$6.4	701	Nov 2023	N/A
2210	\$5,900/mth	2/2	\$5.8	1012	Jun 2023	CARLOS R OLI...
2306	\$459,900	0/1	\$1,226.4	375	Nov 2023	N/A
2307	\$5,500/mth	1/2	\$7.9	696	Jul 2023	N/A
2307	\$5,500/mth	1/2	\$7.9	696	Aug 2023	N/A
2405	\$4,100/mth	1/2	\$5.9	696	May 2023	JOSE LATELLA
2405	\$4,500/mth	1/2	\$6.5	696	Nov 2023	JOSE LATELLA
2412	\$498,000	0/1	\$1,375.7	362	Nov 2022	N/A

Currently Listed

ACTIVE LISTINGS 4/6

Unit	Price	Beds/Baths	\$/Sqft	Sqft	Listing Date	Owner
2412	\$489,000	0/1	\$1,350.8	362	Mar 2023	N/A
2412	\$2,995/mth	0/1	\$8.3	362	Jun 2023	N/A
2412	\$3,100/mth	0/1	\$8.6	362	Nov 2023	N/A
2413	\$2,900/mth	0/1	\$8.2	355	Aug 2023	N/A
2509	\$6,500/mth	2/2	\$6.5	997	Sep 2023	N/A
2604	\$3,900/mth	1/2	\$5.6	701	May 2023	JESUS A GARC...
2607	\$3,750/mth	1/1	\$5.4	696	Nov 2022	N/A
2702	\$7,000/mth	2/2	\$6.3	1116	Nov 2022	N/A
2702	\$6,000/mth	2/2	\$5.4	1116	Jun 2023	N/A
2702	\$6,000/mth	2/2	\$5.4	1116	Jul 2023	N/A
2702	\$6,000/mth	2/2	\$5.4	1116	Oct 2023	N/A
2707	\$4,500	1/2	\$6.5	696	May 2023	BRICKELLHO...
2707	\$4,500/mth	1/2	\$6.5	696	Aug 2023	BRICKELLHO...
2813	\$2,650/mth	0/1	\$7.5	355	Nov 2022	N/A
2904	\$998,000	2/2	\$932.7	1070	Jan 2023	N/A
2905	\$6,495/mth	2/2	\$6.0	1076	Nov 2022	
2905	\$1,049,000	2/2	\$974.9	1076	Nov 2023	
2907	\$5,400/mth	2/3	\$5.6	969	Feb 2023	N/A
3001	\$5,250/mth	2/3	\$5.4	969	Apr 2023	N/A
3001	\$5,000/mth	2/3	\$5.2	969	Nov 2023	N/A

Currently Listed

ACTIVE LISTINGS 5/6

Unit	Price	Beds/Baths	\$/Sqft	Sqft	Listing Date	Owner
3003	\$6,900/mth	2/2	\$6.4	1076	Nov 2022	KLAUSTROTT...
3003	\$5,900/mth	2/2	\$5.5	1076	Nov 2022	KLAUSTROTT...
3004	\$6,750/mth	2/2	\$6.3	1070	Jul 2023	N/A
3100	\$899,000	1/2	\$1,060.1	848	Aug 2022	N/A
3100	\$870,000	1/2	\$1,025.9	848	Sep 2023	N/A
3100	\$4,850/mth	1/2	\$5.7	848	Oct 2023	N/A
3107	\$4,600/mth	2/2	\$4.7	969	Oct 2023	N/A
3108	\$6,000/mth	2/3	\$5.2	1151	Aug 2023	STEPHEN BA...
3201	\$8,500/mth	2/3	\$8.8	969	Jan 2023	PABLO J FON...
3202	\$6,500/mth	3/3	\$5.0	1308	Nov 2023	SALVATORE C...
3207	\$875,000	2/3	\$903.0	969	Oct 2023	Anderson Castro
3208	\$950,000	2/2	\$825.4	1151	Apr 2023	BARBARA KA...
3307	\$5,950/mth	2/2	\$6.1	969	Nov 2022	NELLY I DUEN...
3400	\$6,000/mth	2/2	\$7.1	848	Nov 2023	N/A
3508	\$1,039,000	2/3	\$902.7	1151	Aug 2023	N/A
3600	\$6,500/mth	1/2	\$7.7	848	Apr 2023	CENTINELA L...
3600	\$6,500/mth	2/2	\$7.7	848	Nov 2023	CENTINELA L...
3601	\$6,250/mth	2/3	\$6.4	969	Jul 2023	FERNANDO R...
3601	\$5,950/mth	2/3	\$6.1	969	Oct 2023	FERNANDO R...
3604	\$8,250/mth	2/2	\$7.7	1070	Nov 2023	N/A

Currently Listed

ACTIVE LISTINGS 6/6

Unit	Price	Beds/Baths	\$/Sqft	Sqft	Listing Date	Owner
3705	\$6,000/mth	2/3	\$5.2	1153	Dec 2022	LUIS LONS
3804	\$13,000/mth	4/4	\$5.5	2365	Oct 2023	JUAN PABLO...
4000	\$4,000/mth	1/2	\$4.7	851	May 2023	N/A
4004	\$1,700,000	3/3	\$718.8	2365	Nov 2022	N/A
4102	\$9,300/mth	2/3	\$5.7	1622	Jun 2023	N/A
4200	\$6,800/mth	1/2	\$8.0	851	Nov 2022	MARIO L BEN...
4200	\$879,000	1/2	\$1,032.9	851	Nov 2022	MARIO L BEN...
4200	\$879,000	1/2	\$1,032.9	851	Feb 2023	MARIO L BEN...
4202	\$13,000/mth	2/3	\$8.0	1622	Nov 2022	N/A
4204	\$2,100,000	3/4	\$887.9	2365	Nov 2023	
4304	\$1,790,000	3/4	\$756.9	2365	Feb 2023	CARMELO GI...
4400	\$15,000,000	6/9	\$2,173.3	6902	May 2023	N/A
4400	\$13,490,000	6/8	\$1,954.5	6902	Oct 2023	N/A